

GIRAFFE PROBLEMS

BOOK COMPANION

PRINT VERSION

**Great read aloud
and activity pack
for self-
acceptance and
friendship**



**SEL Lesson
& ELA Skills**

SCROLL
to take a look inside!

BUILD POSITIVE CLASSROOM RELATIONSHIPS BY TEACHING STUDENTS ABOUT GRATITUDE, POSITIVE SELF-IMAGE, AND COMMUNICATION

- » Read the book together and enjoy good literature.
- » Have rich discussions about uniqueness.
- » Choices for authentic ways to practice SEL skills.

WHAT MAKES ME, ME!

On the left side, draw a self-portrait of yourself to show what you are like on the OUTSIDE. On the right side, write a list of words that describe you on the INSIDE.

OUTSIDE **INSIDE**

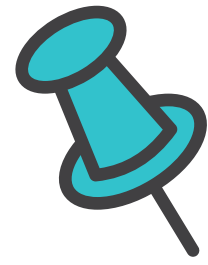
WE'RE ALL SPECIAL

In the story, Edward was self-conscious about his long neck. No other animals had a neck as long as his, so he tried to hide it and compared himself to other animals.

Pass your paper around the classroom. As you receive other classmate's papers, write down something you admire/ something positive about that person in the box below.

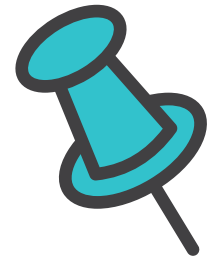
Name: _____

© Mikey D Teach www.mikeydteach.com



Teacher Lesson Plans

**INCLUDED IN
THIS RESOURCE**



Pre, During, and Post
Reading Discussion
Questions



Twelve Student
Activities to Choose From

LESSON PLAN

This book might be good for a class once they know each other well enough to point out each others' strengths or what they admire about each other. In the book, Edward and Cyrus become friends when Edward realizes he can help with what, for him, is a simple problem.

PRE-READING
These questions are meant to be posed orally.

- 1) Is there something about yourself that you don't like?
- 2) Is there something you wish you had?

DURING READING (DISCUSSION QUESTIONS)
These questions are meant to be posed orally.

- 1) What is Edward's problem?
- 2) How are Edward and Cyrus the same? How are they different?
- 3) What did Edward and Cyrus learn in the end of the book?


AFTER READING
All of the activities that follow can be used to further these conversations.
Questions to assess reading and listening comprehension can be found on Page 7 of this PDF.

© Mikey D Teach www.mikeydteach.com

**JOURNAL
FORCES**

Each resource(s) you use with
you need to do them all!

© Mikey D Teach www.mikeydteach.com



Print:

- Page 6: Notice and Wonder T-Chart
- Page 7: After-Reading Comprehension Questions
- Page 8: A Time When... – Reflection Activity
- Page 9: Compare and Contrast – Reflection Activity
- Page 10: Stand Up If... – Community Building Activity
- Page 11: We're All Special – Community Building Activity
- Page 12: Character Traits – Reflection Activity
- Page 13: All About Me – Reflection Activity
- Page 14: What Makes Me Unique – Reflection Activity
- Page 15: Giving Advice – Brainstorming Activity
- Page 16: What Makes Me, Me! – Reflection Activity
- Page 17: Literary Elements

© Mikey D Teach www.mikeydteach.com



CASEL Alignment



Main Focus:
Relationship Skills



This lesson focuses on helping people feel good about themselves and celebrate their uniqueness.

BE THE BEST YOU	
On this side of the table, list ways that you, or others, can make new people feel happy and included .	On this side of the table, list ways that you, or others, would make new people feel upset and left out .
	

FEATURES

SEL-Based Activities

GIVING ADVICE

If you had a friend who didn't like something about themselves, like Edward, what advice could you give them? How can you help them notice that their differences make them special?



© Mikey D Teach www.mikeydteach.com


ELA-Based Activities

COMPARE AND CONTRAST

In the Venn Diagram below, compare and contrast all the ways that Edward and Cyrus are the same and different.

Edward

Cyrus



© Mikey D Teach www.mikeydteach.com

Ways to Use this Resource

Tier 1

Whole-Class Lessons

Independent Work

Tiers 2 and 3

Small Group Pull-out

1:1 Sessions



The SEL Bookshelf Bundle

Access to all of the SEL Bookshelf Lessons!

- 42 Total Lessons
- Immediate access to released resources
- Free access to all future updates and additions



This is a much more engaging way to teach SEL concepts than other dry curriculums out there. Thank you for making a great companion to picture books!

~ Hayley



Click to learn more!